

February 25 - 27, 2011 Phillip Island, Australia

SUPPORT CLASS RESULTS



QBE

QBE AUSTRALIAN SUPERBIKES / LINFOX PROSTOCK 1000



Qualifying 2

Date: 26/02/11
Event: Q07
Weather: Mostly sunny - Temp: 17.2C
Track: Dry - Temp: 29.5C

Started at: 09:14:59
Laps: 20 Min
Starters: 32
Printed at: 9:43

PROVISIONAL FASTEST LAPS

Pos	No	Gr	Name	Class	Machine	Fastest Lap	On Lap	Behind Prev	Behind Leader
1	47	A	Wayne MAXWELL (VIC) / Team Honda Racing	SB	Honda CBR-RR	1:32.964	7 of 7		
2	27	A	Jamie STAUFFER (NSW) / Team Honda Racing	SB	Honda CBR-RR	1:33.593	5 of 9	.629	.629
3	14	A	Glenn ALLERTON (VIC) / Procon Racing	SB	BMW S 1000 RR	1:33.743	5 of 9	.150	.779
4	17	A	Troy HERFOSS (VIC) / Team Suzuki	SB	Suzuki GSX-R	1:33.972	7 of 9	.229	1.008
5	86	A	Beau BEATON (NSW) / North Coast V-Twins	SB	Ducati 1198 R	1:34.733	8 of 8	.761	1.769
6	12	A	Ben ATTARD (QLD)	SB	Aprilia RSV4	1:34.905	7 of 9	.172	1.941
7	11	A	Craig COXHELL (VIC) / Demolition Plus Gas Honda	SB	Honda CBR	1:35.447	6 of 8	.542	2.483
8	18	A	Ben HENRY (QLD)	SB	Suzuki GSX-R	1:35.556	7 of 9	.109	2.592
9	45	A	Kris McLAREN (VIC) / Kirk McCarthy Memorial Award	SB	Honda CBR-RR	1:35.569	7 of 8	.013	2.605
10	6	A	Robert BUGDEN (QLD) / Team Mack Trucks Suzuki	SB	Suzuki GSX-R	1:35.721	7 of 9	.152	2.757
11	32	A	Cole ODENDAAL (NSW) / NSW Compensation Lawyers / GAS Honda Racing	SB	Honda CBR-RR	1:35.779	8 of 8	.058	2.815
12	54	A	Adam CHRISTIE (SA)	SB	Honda CBR-RR	1:37.472	4 of 10	1.693	4.508
13	65	B	Cru HALLIDAY (NSW)	PS	Yamaha YZF-R1	1:37.792	3 of 7	.320	4.828
14	20	C	Matthew WALTERS (NSW)	PS	Kawasaki ZX10R	1:38.763	2 of 5	.971	5.799
15	50	A	John ROSS (NZ)	PS	BMW S 1000 RR	1:40.248	11 of 11	1.485	7.284
16	68	A	Andrew ORD (VIC) / Ords Motorcycles	SB	Suzuki GSX-R	1:40.389	7 of 7	.141	7.425
17	35	A	John PHELAN (VIC) / Mornington Kawasaki	PS	Kawasaki ZX10R	1:40.403	5 of 8	.014	7.439
18	43	A	Daniel MOULTON (VIC) / Mornington Kawasaki	PS	Kawasaki ZX10R	1:40.630	4 of 9	.227	7.666
19	38	C	Linden MAGEE (QLD)	PS	BMW S 1000 RR	1:40.746	2 of 9	.116	7.782
20	26	B	Michael JEFFERY (NSW)	SB	Yamaha YZF-R1	1:41.395	4 of 5	.649	8.431
21	52	C	Ryan YANKO (QLD)	PS	Honda CBR-RR	1:41.589	3 of 9	.194	8.625
22	55	C	Brett KITCHIN (QLD)	PS	Kawasaki ZX10R	1:41.643	6 of 8	.054	8.679
23	3	B	Phil LOVETT (NSW) / KTM Australia	PS	KTM RC8R	1:42.307	4 of 5	.664	9.343
24	7	B	Sam HEATH (QLD)	PS	BMW S 1000 RR	1:42.350	6 of 8	.043	9.386
25	64	B	Chris KNOX (NSW)	PS	BMW S1000RR	1:42.602	6 of 10	.252	9.638
26	49	C	Garry VAN DIGGELE (NSW)	PS	Honda CBR-RR	1:42.865	4 of 5	.263	9.901
27	15	B	Ben NICOLSON (VIC) / Elliott Bros	PS	Kawasaki ZX10R	1:43.236	2 of 3	.371	10.272
28	22	C	Nathan HOUTERMAN (QLD)	PS	Honda CBR-RR	1:43.327	7 of 10	.091	10.363
29	23	C	Scott YATES (NSW) / City Bikeworx	PS	Kawasaki ZX10R	1:43.422	3 of 6	.095	10.458
30	99	B	Doug HALL (VIC) / Bendigo Yamaha	PS	Honda CBR-RR	1:44.089	4 of 4	.667	11.125
31	58	A	Anthony QUINN (NSW)	PS	Yamaha YZF-R1	1:44.743	6 of 8	.654	11.779
32	33	B	Hamish McMURRAY (ACT)	PS	Honda CBR-RR	1:48.848	1 of 9	4.105	15.884
DNS	85	A	Brendan WATSON (NSW) / Kelen Kawasaki	PS	Kawasaki ZX10R				

Current qualifying record for SBK class - 1:32.581 by Wayne MAXWELL (VIC) on a Honda CBR RR set on 27/11/09
Current qualifying record for PS class - 1:37.125 by Ben HENRY (WA) on a Suzuki GSXR set on 04/12/10

The results are provisional until the end of the time limit for protests and appeals.

Chief Time Keeper - Scott Laing

Clerk of Course - Peter Smith



Computime Race Timing Systems Pty Ltd © 1996-2008
Licensed to Computime Race Timing Systems


www.computime.com.au

COMPUTIME RACE TIMING SYSTEMS PTY LTD

9 Timber Lane, Glen Waverley, Vic 3150. Ph : 0418 17 13 17

E-mail : scott@computime.com.au





February 25 - 27, 2011 Phillip Island, Australia

SUPPORT CLASS RESULTS



QBE

QBE AUSTRALIAN SUPERBIKES / LINFOX PROSTOCK 1000



Date: 26/02/11
Event: Q07
Weather: Mostly sunny - Temp: 17.2C
Track: Dry - Temp: 29.5C

Qualifying 2

Started at: 09:14:59
Laps: 20 Min
Starters: 32
Printed at: 9:43

PROVISIONAL LAP TIMES

No	Name	Lap 1	Lap 2	Lap 3	Lap 4	Lap 5	Lap 6	Lap 7	Lap 8	Lap 9	Lap 10	Lap 11
3	Phil LOVETT (NSW)	1:45.738	1:42.644	1:42.354	1:42.307	3:30.519						
6	Robert BUGDEN (QLD)	1:39.027	1:35.921	4:28.335	1:47.168	1:36.256	1:35.795	1:35.721	1:35.781	1:45.144		
7	Sam HEATH (QLD)	1:42.655	1:42.458	1:42.976	1:42.498	1:44.893	1:42.350	3:10.908	1:58.795			
11	Craig COXHELL (VIC)	1:37.496	1:36.205	5:44.313	1:42.418	1:35.643	1:35.447	1:35.608	4:13.564			
12	Ben ATTARD (QLD)	4:22.807	1:56.115	1:40.608	1:35.555	1:34.955	1:43.929	1:34.905	2:24.021	1:42.515		
14	Glenn ALLERTON (VIC)	1:34.655	1:40.716	3:40.725	1:50.832	1:33.743	1:42.371	1:34.051	3:05.362	1:42.731		
15	Ben NICOLSON (VIC)	1:43.892	1:43.236	1:44.644								
17	Troy HERFOSS (VIC)	1:35.976	1:35.062	1:35.352	4:16.421	1:42.640	1:34.595	1:33.972	1:34.075	2:11.761		
18	Ben HENRY (QLD)	1:37.350	1:36.062	1:36.637	1:44.306	1:37.001	1:38.362	1:35.556	1:35.984	1:37.190		
20	Matthew WALTERS (NSW)	1:39.571	1:38.763	1:39.791	1:39.191	3:30.343						
22	Nathan HOUTERMAN (QLD)	1:49.080	1:46.614	1:45.179	1:43.610	1:43.525	1:43.379	1:43.327	1:43.590	1:56.864	1:44.335	
23	Scott YATES (NSW)	1:45.517	1:44.673	1:43.422	4:04.842	2:08.825	1:43.856					
26	Michael JEFFERY (NSW)	1:44.541	1:42.516	1:41.498	1:41.395	5:27.097						
27	Jamie STAUFFER (NSW)	1:35.221	1:34.523	4:00.625	1:49.550	1:33.593	1:33.692	3:11.149	1:42.859	1:33.782		
32	Cole ODENDAAL (NSW)	1:40.059	1:37.526	6:17.449	1:51.170	1:37.862	1:36.279	1:36.679	1:35.779			
33	Hamish McMURRAY (ACT)	1:48.848	1:49.399	1:49.509	1:49.945	1:50.657	2:43.602	1:57.471	1:50.213	1:50.440		
35	John PHELAN (VIC)	1:41.811	1:40.714	1:40.810	1:41.293	1:40.403	6:32.032	1:46.968	1:40.456			
38	Linden MAGEE (QLD)	1:42.031	1:40.746	2:47.203	2:58.621	1:47.476	1:42.429	1:43.030	2:42.233	1:52.328		
43	Daniel MOULTON (VIC)	1:43.526	1:42.062	1:41.119	1:40.630	5:31.401	1:57.148	1:43.870	1:40.805	1:41.069		
45	Kris McLAREN (VIC)	3:41.885	1:45.380	1:35.935	1:35.592	2:23.055	1:47.888	1:35.569	1:36.258			
47	Wayne MAXWELL (VIC)	1:36.334	1:35.160	1:33.787	3:53.358	1:42.970	1:33.146	1:32.964				
49	Garry VAN DIGGELE (NSW)	1:44.830	1:44.213	1:43.344	1:42.865	1:59.971						
50	John ROSS (NZ)	1:44.776	1:44.042	1:41.714	1:41.289	1:41.685	1:40.954	1:40.747	1:40.678	1:41.563	1:40.511	1:40.248
52	Ryan YANKO (QLD)	1:43.438	1:41.878	1:41.589	1:42.814	4:15.690	1:52.846	1:43.062	1:42.802	1:43.361		
54	Adam CHRISTIE (SA)	1:39.047	1:38.069	1:37.744	1:37.472	1:38.106	3:30.460	1:48.160	2:44.567	1:41.902	1:37.895	
55	Brett KITCHIN (QLD)	1:42.690	1:41.703	3:40.677	1:50.615	1:42.323	1:41.643	1:41.805	1:42.815			
58	Anthony QUINN (NSW)	1:55.334	1:46.104	1:46.458	1:45.546	1:45.240	1:44.743	4:03.814	2:26.239			
64	Chris KNOX (NSW)	1:45.010	1:44.242	1:43.243	1:42.856	1:43.422	1:42.602	1:43.030	1:42.615	1:42.666	1:42.877	
65	Cru HALLIDAY (NSW)	1:40.127	1:38.499	1:37.792	1:38.160	1:38.299	3:06.497	1:51.737				
68	Andrew ORD (VIC)	1:42.078	1:41.054	1:40.819	1:40.770	1:43.360	1:41.137	1:40.389				
86	Beau BEATON (NSW)	1:36.868	1:36.638	3:20.290	1:43.730	1:35.700	4:08.276	1:43.218	1:34.733			
99	Doug HALL (VIC)	1:48.176	1:46.444	1:46.408	1:44.089							

The results are provisional until the end of the time limit for protests and appeals.

Scott Laing
Chief Time Keeper - Scott Laing

Peter Smith
Clerk of Course - Peter Smith



Computime Race Timing Systems Pty Ltd © 1996-2008
Licensed to Computime Race Timing Systems

www.computime.com.au

COMPUTIME RACE TIMING SYSTEMS PTY LTD

9 Timber Lane, Glen Waverley, Vic 3150. Ph : 0418 17 13 17

E-mail : scott@computime.com.au





February 25 - 27, 2011 Phillip Island, Australia

SUPPORT CLASS RESULTS



QBE AUSTRALIAN SUPERBIKES / LINFOX PROSTOCK 1000



Qualifying 2

Date: 26/02/11
Event: Q07
Weather: Mostly sunny - Temp: 17.2C
Track: Dry - Temp: 29.5C

Started at: 09:14:59
Laps: 20 Min
Starters: 32
Printed at: 9:43

PROVISIONAL SPLIT TIMES

Lap	Split 1	Split 2	Split 3	Lap Time	Lap	Split 1	Split 2	Split 3	Lap Time
3 Phil LOVETT (NSW) (23th)					35 John PHELAN (VIC) (17th)				
1	1:45.981	43.464	27.967	2:57.412	1	45.038	42.593	26.771	1:54.402
2	34.792	43.254	27.692	1:45.738	2	34.236	41.297	26.278	1:41.811
3	34.383	41.036	27.225	1:42.644	3	33.818	40.359	26.537	1:40.714
4	34.322	40.857	27.175	1:42.354	4	33.485	40.585	26.740	1:40.810
5	34.327	40.733	27.247	1:42.307	5	33.782	41.167	26.344	1:41.293
6	34.471	44.397	2:11.651	3:30.519	6	33.824	40.309	26.270	1:40.403
6 Robert BUGDEN (QLD) (10th)					7	33.716	41.055	5:17.261	6:32.032
1	47.502	40.689	26.539	1:54.730	8	39.921	40.488	26.559	1:46.968
2	33.979	39.107	25.941	1:39.027	9	33.556	40.332	26.568	1:40.456
3	32.057	38.463	25.401	1:35.921	38 Linden MAGEE (QLD) (19th)				
4	31.955	38.524	3:17.856	4:28.335	1	1:08.236	42.774	27.315	2:18.325
5	40.809	40.495	25.864	1:47.168	2	34.155	40.726	27.150	1:42.031
6	32.149	38.546	25.561	1:36.256	3	33.757	40.405	26.584	1:40.746
7	31.771	38.428	25.596	1:35.795	4	34.146	41.085	1:31.972	2:47.203
8	31.875	38.253	25.593	1:35.721	5	45.545	41.288	1:31.788	2:58.621
9	32.000	38.161	25.620	1:35.781	6	40.151	40.579	26.746	1:47.476
10	40.979	38.699	25.466	1:45.144	7	34.334	40.366	27.729	1:42.429
7 Sam HEATH (QLD) (24th)					8	34.342	40.459	28.229	1:43.030
1	1:09.383	42.904	27.496	2:19.783	9	33.985	41.255	1:26.993	2:42.233
2	34.062	41.451	27.142	1:42.655	10	44.544	40.668	27.116	1:52.328
3	34.052	41.315	27.091	1:42.458	43 Daniel MOULTON (VIC) (18th)				
4	34.387	41.388	27.201	1:42.976	1	56.765	42.882	27.931	2:07.578
5	33.764	41.569	27.165	1:42.498	2	34.181	41.666	27.679	1:43.526
6	34.149	43.094	27.650	1:44.893	3	33.983	40.978	27.101	1:42.062
7	33.893	41.417	27.040	1:42.350	4	33.674	40.373	27.072	1:41.119
8	34.784	42.056	1:54.068	3:10.908	5	33.387	40.281	26.962	1:40.630
9	44.121	42.742	31.932	1:58.795	6	34.864	45.214	4:11.323	5:31.401
11 Craig COXHILL (VIC) (7th)					7	47.222	41.822	28.104	1:57.148
1	47.993	40.374	26.483	1:54.850	8	34.766	41.694	27.410	1:43.870
2	33.309	38.505	25.682	1:37.496	9	33.649	40.158	26.998	1:40.805
3	32.169	38.423	25.613	1:36.205	10	33.766	40.142	27.161	1:41.069
4	32.294	40.362	4:31.657	5:44.313	45 Kris McLAREN (VIC) (9th)				
5	38.099	38.723	25.596	1:42.418	1	1:12.075	40.625	27.349	2:20.049
6	32.025	38.057	25.561	1:35.643	2	32.977	40.112	2:28.796	3:41.885

Scott Laing
Chief Time Keeper - Scott Laing

Peter Smith
Clerk of Course - Peter Smith

Computime Race Timing Systems Pty Ltd © 1996-2008
Licensed to Computime Race Timing Systems

www.computime.com.au

COMPUTIME RACE TIMING SYSTEMS PTY LTD

9 Timber Lane, Glen Waverley, Vic 3150. Ph : 0418 17 13 17

E-mail : scott@computime.com.au





February 25 - 27, 2011 Phillip Island, Australia

SUPPORT CLASS RESULTS



QBE AUSTRALIAN SUPERBIKES / LINFOX PROSTOCK 1000



Qualifying 2

Date: 26/02/11
Event: Q07
Weather: Mostly sunny - Temp: 17.2C
Track: Dry - Temp: 29.5C

Started at: 09:14:59
Laps: 20 Min
Starters: 32
Printed at: 9:43

PROVISIONAL SPLIT TIMES

Lap	Split 1	Split 2	Split 3	Lap Time	Lap	Split 1	Split 2	Split 3	Lap Time
7	31.758	38.176	25.513	1:35.447	3	39.892	39.686	25.802	1:45.380
8	31.956	38.130	25.522	1:35.608	4	32.135	38.272	25.528	1:35.935
9	3:09.187	38.630	25.747	4:13.564	5	31.655	38.335	25.602	1:35.592
					6	32.562	40.781	1:09.712	2:23.055
12 Ben ATTARD (QLD) (6th)					7	40.355	41.002	26.531	1:47.888
1	54.033	41.323	27.551	2:02.907	8	31.698	38.291	25.580	1:35.569
2	32.825	39.558	3:10.424	4:22.807	9	31.789	38.411	26.058	1:36.258
3	43.100	46.293	26.722	1:56.115					
4	32.555	41.145	26.908	1:40.608	47 Wayne MAXWELL (VIC) (1st)				
5	31.719	37.932	25.904	1:35.555	1	1:04.820	41.893	25.836	2:12.549
6	31.612	38.021	25.322	1:34.955	2	32.138	38.808	25.388	1:36.334
7	33.592	42.373	27.964	1:43.929	3	31.883	38.057	25.220	1:35.160
8	31.612	37.931	25.362	1:34.905	4	31.073	37.400	25.314	1:33.787
9	32.697	39.971	1:11.353	2:24.021	5	31.375	38.039	2:43.944	3:53.358
10	37.377	38.883	26.255	1:42.515	6	39.023	38.721	25.226	1:42.970
					7	30.932	37.032	25.182	1:33.146
14 Glenn ALLERTON (VIC) (3rd)					8	30.850	37.220	24.894	1:32.964
1	40.713	38.761	25.724	1:45.198					
2	31.520	37.743	25.392	1:34.655	49 Garry VAN DIGGELE (NSW) (26th)				
3	33.652	41.926	25.138	1:40.716	1	51.927	43.973	27.947	2:03.847
4	36.372	39.627	2:24.726	3:40.725	2	34.808	42.326	27.696	1:44.830
5	43.171	41.791	25.870	1:50.832	3	34.359	42.177	27.677	1:44.213
6	31.130	37.520	25.093	1:33.743	4	34.331	41.763	27.250	1:43.344
7	33.748	42.754	25.869	1:42.371	5	33.886	41.615	27.364	1:42.865
8	31.270	37.520	25.261	1:34.051	6	34.398	58.120	27.453	1:59.971
9	33.630	41.462	1:50.270	3:05.362					
10	39.216	38.137	25.378	1:42.731	50 John ROSS (NZ) (15th)				
					1	1:41.449	44.350	27.701	2:53.500
15 Ben NICOLSON (VIC) (27th)					2	34.854	42.427	27.495	1:44.776
1	1:15.484	44.283	27.876	2:27.643	3	34.747	41.992	27.303	1:44.042
2	34.378	42.146	27.368	1:43.892	4	34.017	40.747	26.950	1:41.714
3	34.342	41.492	27.402	1:43.236	5	33.715	40.616	26.958	1:41.289
4	34.628	42.275	27.741	1:44.644	6	34.133	40.933	26.619	1:41.685
17 Troy HERFOSS (VIC) (4th)					7	33.498	40.593	26.863	1:40.954
1	46.404	40.136	25.777	1:52.317	8	33.624	40.150	26.973	1:40.747
2	32.089	38.459	25.428	1:35.976	9	33.770	40.110	26.798	1:40.678
3	31.563	37.995	25.504	1:35.062	10	33.608	41.110	26.845	1:41.563
					11	33.728	40.344	26.441	1:40.511

Scott Laing
Chief Time Keeper - Scott Laing

Peter Smith
Clerk of Course - Peter Smith

Computime Race Timing Systems Pty Ltd © 1996-2008
Licensed to Computime Race Timing Systems

www.computime.com.au

COMPUTIME RACE TIMING SYSTEMS PTY LTD

9 Timber Lane, Glen Waverley, Vic 3150. Ph : 0418 17 13 17

E-mail : scott@computime.com.au





February 25 - 27, 2011 Phillip Island, Australia

SUPPORT CLASS RESULTS



QBE AUSTRALIAN SUPERBIKES / LINFOX PROSTOCK 1000



Qualifying 2

Date: 26/02/11
Event: Q07
Weather: Mostly sunny - Temp: 17.2C
Track: Dry - Temp: 29.5C

Started at: 09:14:59
Laps: 20 Min
Starters: 32
Printed at: 9:43

PROVISIONAL SPLIT TIMES

Lap	Split 1	Split 2	Split 3	Lap Time	Lap	Split 1	Split 2	Split 3	Lap Time	
4	31.512	37.979	25.861	1:35.352	12	<u>33.418</u>	<u>40.079</u>	26.751	<u>1:40.248</u>	
5	34.013	43.478	2:58.930	4:16.421						
6	37.839	39.283	25.518	1:42.640						
7	31.690	37.758	<u>25.147</u>	1:34.595	52 Ryan YANKO (QLD) (21th)	1	1:08.038	43.909	28.093	2:20.040
8	<u>31.089</u>	37.715	25.168	<u>1:33.972</u>	2	34.510	41.891	27.037	1:43.438	
9	31.262	<u>37.507</u>	25.306	1:34.075	3	33.862	41.200	<u>26.816</u>	1:41.878	
10	32.948	40.284	58.529	2:11.761	4	33.735	<u>41.009</u>	26.845	<u>1:41.589</u>	
					5	<u>33.687</u>	41.570	27.557	1:42.814	
18 Ben HENRY (QLD) (8th)					6	33.722	42.368	2:59.600	4:15.690	
1	42.550	39.997	26.176	1:48.723	7	43.597	41.859	27.390	1:52.846	
2	32.052	39.086	26.212	1:37.350	8	34.385	41.578	27.099	1:43.062	
3	31.964	38.453	25.645	1:36.062	9	33.908	41.361	27.533	1:42.802	
4	31.916	38.709	26.012	1:36.637	10	34.428	41.723	27.210	1:43.361	
5	34.028	43.579	26.699	1:44.306						
6	31.684	39.463	25.854	1:37.001	54 Adam CHRISTIE (SA) (12th)	1	44.653	43.259	26.719	1:54.631
7	31.900	38.620	27.842	1:38.362	2	33.756	39.336	25.955	1:39.047	
8	<u>31.657</u>	38.306	<u>25.593</u>	<u>1:35.556</u>	3	32.890	39.215	25.964	1:38.069	
9	31.927	<u>38.292</u>	25.765	1:35.984	4	32.567	<u>38.979</u>	26.198	1:37.744	
10	32.149	38.658	26.383	1:37.190	5	32.646	39.018	<u>25.808</u>	<u>1:37.472</u>	
20 Matthew WALTERS (NSW) (14th)					6	32.855	39.088	26.163	1:38.106	
1	2:30.105	43.331	26.727	3:40.163	7	32.524	40.393	2:17.543	3:30.460	
2	32.925	40.191	26.455	1:39.571	8	38.755	43.285	26.120	1:48.160	
3	<u>32.852</u>	<u>39.661</u>	<u>26.250</u>	<u>1:38.763</u>	9	32.752	39.584	1:32.231	2:44.567	
4	33.182	40.309	26.300	1:39.791	10	36.449	39.332	26.121	1:41.902	
5	33.035	39.833	26.323	1:39.191	11	<u>32.447</u>	39.445	26.003	1:37.895	
6	40.373	48.927	2:01.043	3:30.343						
22 Nathan HOUTERMAN (QLD) (28th)					55 Brett KITCHIN (QLD) (22th)	1	2:35.501	41.328	27.270	3:44.099
1	1:10.225	46.798	29.476	2:26.499	2	34.375	41.219	27.096	1:42.690	
2	36.478	44.016	28.586	1:49.080	3	<u>33.931</u>	40.764	<u>27.008</u>	1:41.703	
3	35.296	43.221	28.097	1:46.614	4	33.973	40.708	2:25.996	3:40.677	
4	34.901	42.578	27.700	1:45.179	5	41.734	41.275	27.606	1:50.615	
5	<u>34.472</u>	41.809	27.329	1:43.610	6	34.169	41.041	27.113	1:42.323	
6	34.573	41.761	<u>27.191</u>	1:43.525	7	34.028	40.500	27.115	<u>1:41.643</u>	
7	34.476	41.465	27.438	1:43.379	8	34.303	<u>40.391</u>	27.111	1:41.805	
8	34.620	<u>41.280</u>	27.427	<u>1:43.327</u>	9	34.298	40.798	27.719	1:42.815	
9	34.605	41.629	27.356	1:43.590						

Scott Laing
Chief Time Keeper - Scott Laing

Peter Smith
Clerk of Course - Peter Smith

Computime Race Timing Systems Pty Ltd © 1996-2008
Licensed to Computime Race Timing Systems

www.computime.com.au

COMPUTIME RACE TIMING SYSTEMS PTY LTD

9 Timber Lane, Glen Waverley, Vic 3150. Ph : 0418 17 13 17

E-mail : scott@computime.com.au





February 25 - 27, 2011 Phillip Island, Australia

SUPPORT CLASS RESULTS



QBE AUSTRALIAN SUPERBIKES / LINFOX PROSTOCK 1000



Qualifying 2

Date: 26/02/11
Event: Q07
Weather: Mostly sunny - Temp: 17.2C
Track: Dry - Temp: 29.5C

Started at: 09:14:59
Laps: 20 Min
Starters: 32
Printed at: 9:43

PROVISIONAL SPLIT TIMES

Lap	Split 1	Split 2	Split 3	Lap Time	Lap	Split 1	Split 2	Split 3	Lap Time
10	34.935	53.130	28.799	1:56.864	58 Anthony QUINN (NSW) (31th)				
11	34.879	41.881	27.575	1:44.335	1	1:40.527	45.936	29.643	2:56.106
					2	36.692	44.577	34.065	1:55.334
					3	35.548	42.137	28.419	1:46.104
					4	36.041	42.339	28.078	1:46.458
					5	35.664	41.754	28.128	1:45.546
					6	35.019	41.815	28.406	1:45.240
					7	34.993	41.670	28.080	1:44.743
					8	55.135	1:00.092	2:08.587	4:03.814
					9	59.891	58.169	28.179	2:26.239
					64 Chris KNOX (NSW) (25th)				
					1	51.587	43.510	28.289	2:03.386
					2	34.566	42.741	27.703	1:45.010
					3	34.063	42.414	27.765	1:44.242
					4	33.975	41.931	27.337	1:43.243
					5	33.832	41.694	27.330	1:42.856
					6	33.903	42.148	27.371	1:43.422
					7	33.721	41.738	27.143	1:42.602
					8	33.899	41.716	27.415	1:43.030
					9	33.619	41.726	27.270	1:42.615
					10	33.791	41.510	27.365	1:42.666
					11	34.026	41.523	27.328	1:42.877
					65 Cru HALLIDAY (NSW) (13th)				
					1	48.645	41.158	26.716	1:56.519
					2	33.604	40.183	26.340	1:40.127
					3	32.873	39.607	26.019	1:38.499
					4	32.463	39.202	26.127	1:37.792
					5	32.578	39.487	26.095	1:38.160
					6	32.669	39.371	26.259	1:38.299
					7	32.827	39.379	1:54.291	3:06.497
					8	44.776	40.274	26.687	1:51.737
					68 Andrew ORD (VIC) (16th)				
					1	1:15.274	43.860	27.469	2:26.603
					2	33.997	41.239	26.842	1:42.078
					3	33.587	40.708	26.779	1:41.054

Scott Laing
Chief Time Keeper - Scott Laing

Peter Smith
Clerk of Course - Peter Smith

Computime Race Timing Systems Pty Ltd © 1996-2008
Licensed to Computime Race Timing Systems


www.computime.com.au

COMPUTIME RACE TIMING SYSTEMS PTY LTD

9 Timber Lane, Glen Waverley, Vic 3150. Ph : 0418 17 13 17

E-mail : scott@computime.com.au





February 25 - 27, 2011 Phillip Island, Australia

SUPPORT CLASS RESULTS



QBE

QBE AUSTRALIAN SUPERBIKES / LINFOX PROSTOCK 1000

Qualifying 2



Date: 26/02/11
Event: Q07
Weather: Mostly sunny - Temp: 17.2C
Track: Dry - Temp: 29.5C

Started at: 09:14:59
Laps: 20 Min
Starters: 32
Printed at: 9:43

PROVISIONAL SPLIT TIMES

Lap	Split 1	Split 2	Split 3	Lap Time	Lap	Split 1	Split 2	Split 3	Lap Time
6	32.979	39.254	25.629	1:37.862	4	33.616	40.400	26.803	1:40.819
7	32.219	38.467	25.593	1:36.279	5	33.581	40.369	26.820	1:40.770
8	32.665	38.274	25.740	1:36.679	6	33.531	42.419	27.410	1:43.360
9	31.889	38.259	25.631	1:35.779	7	33.737	40.680	26.720	1:41.137
					8	33.510	40.186	26.693	1:40.389
33 Hamish McMURRAY (ACT) (32th)					86 Beau BEATON (NSW) (5th)				
1	1:41.455	45.487	28.748	2:55.690	1	1:05.122	40.885	25.989	2:11.996
2	35.452	44.339	29.057	1:48.848	2	32.536	38.791	25.541	1:36.868
3	36.035	44.338	29.026	1:49.399	3	32.316	38.483	25.839	1:36.638
4	36.244	44.593	28.672	1:49.509	4	32.787	38.809	2:08.694	3:20.290
5	36.053	44.642	29.250	1:49.945	5	39.141	38.941	25.648	1:43.730
6	36.625	44.739	29.293	1:50.657	6	32.054	38.256	25.390	1:35.700
7	36.816	44.509	1:22.277	2:43.602	7	32.512	42.658	2:53.106	4:08.276
8	44.216	44.204	29.051	1:57.471	8	39.009	38.802	25.407	1:43.218
9	36.636	44.488	29.089	1:50.213	9	31.749	37.734	25.250	1:34.733
10	36.670	44.664	29.106	1:50.440					
					99 Doug HALL (VIC) (30th)				
					1	1:50.249	44.781	29.304	3:04.334
					2	35.747	43.971	28.458	1:48.176
					3	34.974	42.999	28.471	1:46.444
					4	35.045	43.287	28.076	1:46.408
					5	34.883	41.525	27.681	1:44.089

The results are provisional until the end of the time limit for protests and appeals.

Chief Time Keeper - Scott Laing

Clerk of Course - Peter Smith



Computime Race Timing Systems Pty Ltd © 1996-2008
Licensed to Computime Race Timing Systems


www.computime.com.au

COMPUTIME RACE TIMING SYSTEMS PTY LTD

9 Timber Lane, Glen Waverley, Vic 3150. Ph : 0418 17 13 17

E-mail : scott@computime.com.au





February 25 - 27, 2011 Phillip Island, Australia

SUPPORT CLASS RESULTS



QBE

QBE AUSTRALIAN SUPERBIKES / LINFOX PROSTOCK 1000



Qualifying 2

Date: 26/02/11
Event: Q07
Weather: Mostly sunny - Temp: 17.2C
Track: Dry - Temp: 29.5C

Started at: 09:14:59
Laps: 20 Min
Starters: 32
Printed at: 9:43

PROVISIONAL FASTEST LAPS SEQUENCE

Race Time	No	Name	Machine	Fastest Lap	On Lap
3:19.853	14	Glenn ALLERTON (VIC)	BMW S 1000 RR	1:34.655	1
5:00.274	27	Jamie STAUFFER (NSW)	Honda CBR-RR	1:34.523	2
6:57.830	47	Wayne MAXWELL (VIC)	Honda CBR-RR	1:33.787	3
12:05.869	14	Glenn ALLERTON (VIC)	BMW S 1000 RR	1:33.743	5
12:24.042	27	Jamie STAUFFER (NSW)	Honda CBR-RR	1:33.593	5
14:07.304	47	Wayne MAXWELL (VIC)	Honda CBR-RR	1:33.146	6
15:40.268	47	Wayne MAXWELL (VIC)	Honda CBR-RR	1:32.964	7

The results are provisional until the end of the time limit for protests and appeals.

Scott Laing
Chief Time Keeper - Scott Laing

Peter Smith
Clerk of Course - Peter Smith



Computime Race Timing Systems Pty Ltd © 1996-2008
Licensed to Computime Race Timing Systems

www.computime.com.au

COMPUTIME RACE TIMING SYSTEMS PTY LTD

9 Timber Lane, Glen Waverley, Vic 3150. Ph : 0418 17 13 17

E-mail : scott@computime.com.au





February 25 - 27, 2011 Phillip Island, Australia

SUPPORT CLASS RESULTS



QBE AUSTRALIAN SUPERBIKES / LINFOX PROSTOCK 1000



Overall Qualifying

PROVISIONAL MERGED FASTEST LAPS

Date: 26/02/11

Printed at: 9:43

Pos	No	Gr	Name	Class	Machine	Event Q06	Event Q07	Fastest Lap
1	47	A	Wayne MAXWELL (VIC) / Team Honda Racing	SB	Honda CBR-RR	1:33.442	1:32.964	1:32.964
2	27	A	Jamie STAUFFER (NSW) / Team Honda Racing	SB	Honda CBR-RR	1:33.582	1:33.593	1:33.582
3	14	A	Glenn ALLERTON (VIC) / Procon Racing	SB	BMW S 1000 RR	1:33.886	1:33.743	1:33.743
4	17	A	Troy HERFOSS (VIC) / Team Suzuki	SB	Suzuki GSX-R	1:34.425	1:33.972	1:33.972
5	86	A	Beau BEATON (NSW) / North Coast V-Twins	SB	Ducati 1198 R	1:35.439	1:34.733	1:34.733
6	12	A	Ben ATTARD (QLD)	SB	Aprilia RSV4	1:35.328	1:34.905	1:34.905
7	6	A	Robert BUGDEN (QLD) / Team Mack Trucks Suzuki	SB	Suzuki GSX-R	1:35.297	1:35.721	1:35.297
8	11	A	Craig COXHELL (VIC) / Demolition Plus Gas Honda	SB	Honda CBR	1:35.303	1:35.447	1:35.303
9	45	A	Kris McLAREN (VIC) / Kirk McCarthy Memorial Award	SB	Honda CBR-RR	1:35.510	1:35.569	1:35.510
10	18	A	Ben HENRY (QLD)	SB	Suzuki GSX-R	1:36.308	1:35.556	1:35.556
11	32	A	Cole ODENDAAL (NSW) / NSW Compensation Lawyers / GAS Honda Racing	SB	Honda CBR-RR	1:36.518	1:35.779	1:35.779
12	54	A	Adam CHRISTIE (SA)	SB	Honda CBR-RR	1:37.623	1:37.472	1:37.472
13	65	B	Cru HALLIDAY (NSW)	PS	Yamaha YZF-R1	1:37.704	1:37.792	1:37.704
14	20	C	Matthew WALTERS (NSW)	PS	Kawasaki ZX10R	1:38.702	1:38.763	1:38.702
15	68	A	Andrew ORD (VIC) / Ords Motorcycles	SB	Suzuki GSX-R	1:40.138	1:40.389	1:40.138
16	50	A	John ROSS (NZ)	PS	BMW S 1000 RR	1:42.022	1:40.248	1:40.248
17	35	A	John PHELAN (VIC) / Mornington Kawasaki	PS	Kawasaki ZX10R	1:40.782	1:40.403	1:40.403
18	43	A	Daniel MOULTON (VIC) / Mornington Kawasaki	PS	Kawasaki ZX10R	1:40.788	1:40.630	1:40.630
19	38	C	Linden MAGEE (QLD)	PS	BMW S 1000 RR	1:40.846	1:40.746	1:40.746
20	3	B	Phil LOVETT (NSW) / KTM Australia	PS	KTM RC8R	1:40.813	1:42.307	1:40.813
21	26	B	Michael JEFFERY (NSW)	SB	Yamaha YZF-R1	1:43.027	1:41.395	1:41.395
22	52	C	Ryan YANKO (QLD)	PS	Honda CBR-RR	1:44.059	1:41.589	1:41.589
23	55	C	Brett KITCHIN (QLD)	PS	Kawasaki ZX10R	1:41.953	1:41.643	1:41.643
24	64	B	Chris KNOX (NSW)	PS	BMW S1000RR	1:41.709	1:42.602	1:41.709
25	7	B	Sam HEATH (QLD)	PS	BMW S 1000 RR	1:42.605	1:42.350	1:42.350
26	49	C	Garry VAN DIGGELE (NSW)	PS	Honda CBR-RR	1:43.240	1:42.865	1:42.865
27	15	B	Ben NICOLSON (VIC) / Elliott Bros	PS	Kawasaki ZX10R	1:43.773	1:43.236	1:43.236
28	22	C	Nathan HOUTERMAN (QLD)	PS	Honda CBR-RR	1:44.140	1:43.327	1:43.327
29	23	C	Scott YATES (NSW) / City Bikeworx	PS	Kawasaki ZX10R	1:43.399	1:43.422	1:43.399
30	99	B	Doug HALL (VIC) / Bendigo Yamaha	PS	Honda CBR-RR	1:44.055	1:44.089	1:44.055
31	58	A	Anthony QUINN (NSW)	PS	Yamaha YZF-R1	1:44.878	1:44.743	1:44.743

Qualifying Time: 1:46.908

Non-qualifiers

32	33	B	Hamish McMURRAY (ACT)	PS	Honda CBR-RR	1:48.619	1:48.848	1:48.619
----	----	---	-----------------------	----	--------------	----------	----------	----------

*** TOP 8 PROGRESS TO SUPERPOLE ***

The results are provisional until the end of the time limit for protests and appeals.

Chief Time Keeper - Scott Laing

Clerk of Course - Peter Smith



Computime Race Timing Systems Pty Ltd © 1996-2008
Licensed to Computime Race Timing Systems

www.computime.com.au

COMPUTIME RACE TIMING SYSTEMS PTY LTD

9 Timber Lane, Glen Waverley, Vic 3150. Ph : 0418 17 13 17

E-mail : scott@computime.com.au

